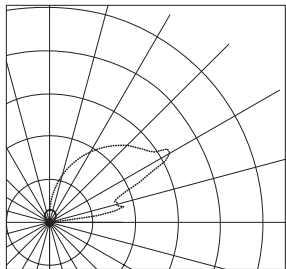
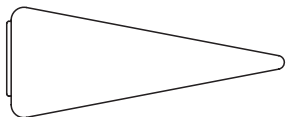


804 Cd/Klm



1:2



THIN LED

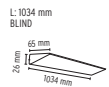
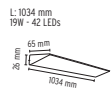
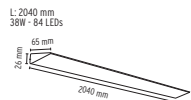
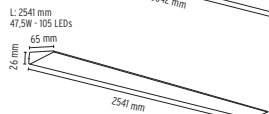
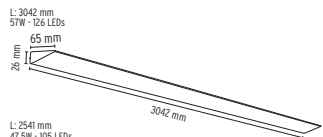
DESIGN
FLOS ARCHITECTURAL

TECHNICAL DATA SHEET ON WEBSITE



TOP LED
 19W/m
 24V
 1720 lm/m
 3000K
 CRI 85

292







- | | | |
|------------------------|---------------------|----------|
| I ALLUMINIO ANODIZZATO | I BRONZO ANODIZZATO | I BIANCO |
| GB ANODIZED ALUMINIUM | GB ANODIZED BRONZE | GB WHITE |
| F ALUMINIUM ANODISÉ | F BRONZE ANODISÉ | F BLANC |
| E ALUMINIO ANODIZADO | E BRONZE ANODIZADO | E BLANCO |
| D ELOXIERTES ALUMINIUM | D ELOXIERTES BRONZE | D WEISS |



293

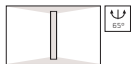


 15 FH GS 28W/35W 20° 8P	 T8 GS 36W/58W 20° 8P
--	---



I BIANCO OPACO
GB MATT WHITE
F BLANCO MAT
E BLANCO MATE
D MATTWEISS

I ALLUMINIO ANODIZZATO
GB ANODIZED ALUMINIUM
F ALUMINIUM ANODISÉ
E ALUMINIO ANODIZADO
D ELOXIERTES ALUMINIUM



RIGA

DESIGN
ANTONIO CITTERIO WITH OLIVER LOW

TECHNICAL DATA SHEET ON WEBSITE

296



I BIANCO
GB WHITE
F BLANC
E BLANCO
D WEISS



I NERO
GB BLACK
F NOIR
E NEGRO
D SCHWARZ



POWER LED
9W
24V
100mm
3000K
CRI 80



297



LED PIPES

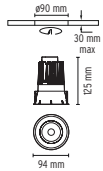
DESIGN
FLOS ARCHITECTURAL

TECHNICAL DATA SHEET ON WEBSITE

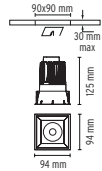


 **LED ARRAY**
DC 500mA
10.5W
900lm
3000K
CRI80

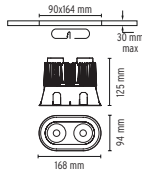
ROUND 1 L



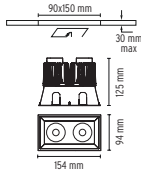
SQUARE 1 L



ROUND 2 L



SQUARE 2 L



- I BIANCO
- GB WHITE
- F BLANC
- E BLANCO
- D WEISS



- I NERO
- GB BLACK
- F NOIR
- E NEGRO
- D SCHWARZ



DECOFIX
DESIGN
FLOS ARCHITECTURAL

TECHNICAL DATA SHEET ON WEBSITE

300



FIXED Ø75



ADJUSTABLE Ø90



I BIANCO
GB WHITE
F BLANC
E BLANCO
D WEISS



I GRIGIO
GB GREY
F GRIS
E GRIS
D GRAU



I NERO
GB BLACK
F NOIR
E NEGRO
D SCHWARZ

FIXED



ADJUSTABLE



301



LIGHT SOLDIER

DESIGN
FLOS ARCHITECTURAL

TECHNICAL DATA SHEET ON WEBSITE



I CROMO	I ORO SATINATO	I NERO OPACO
GB CHROME	GB MATT GOLD	GB MATT BLACK
F CHROME	F OR MAT	F NOIR MAT
E CROMO	E ORO MATE	E NEGRO MATE
D CHROME	D MATGOLD	D MATTSCHWARZ

FIXED



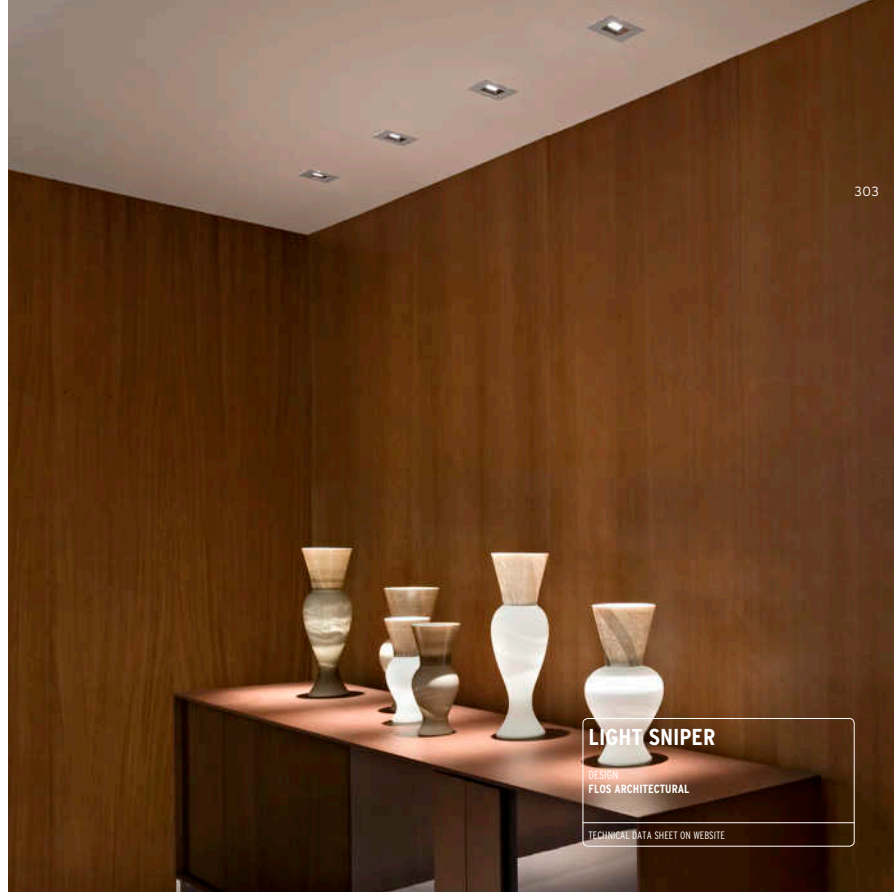
DOUBLE FOCUS



WALL WASHER



ADJUSTABLE



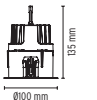
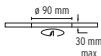
LIGHT SNIPER

DESIGN
FLOS ARCHITECTURAL

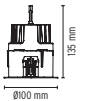
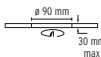
TECHNICAL DATA SHEET ON WEBSITE



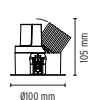
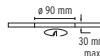
ROUND FIXED LED



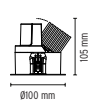
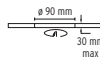
SQUARE FIXED LED



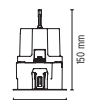
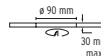
ROUND ADJUSTABLE LED



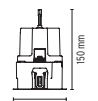
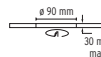
SQUARE ADJUSTABLE LED



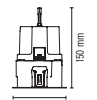
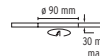
ROUND FIXED



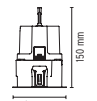
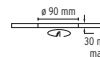
SQUARE FIXED



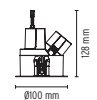
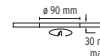
ROUND DOUBLE FOCUS



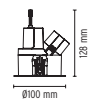
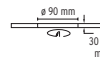
SQUARE DOUBLE FOCUS



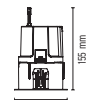
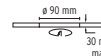
ROUND ADJUSTABLE



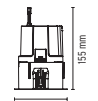
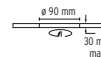
SQUARE ADJUSTABLE



ROUND WALL-WASHER



SQUARE WALL-WASHER





LED ARRAY
10.5W
900 lm
3000K
CRI 80

QT-12
GY 6.35
max 50W
60° 60°

QT-14
G9
max 40W
60° 60°



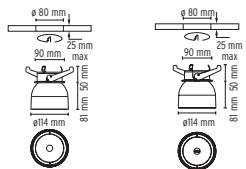
- | | | | |
|----------|-----------|----------|----------------------------|
| I BIANCO | I NERO | I VERDE | I ALLUMINIO LUCIDO |
| GB WHITE | GB BLACK | GB GREEN | GB POLISHED ALUMINIUM |
| F BLANC | F NOIR | F VERT | F ALUMINIO POLI |
| E BLANCO | E NEGRO | E VERDE | E ALUMINIO PULIDO |
| D WEISS | D SCHWARZ | D GRÜN | D HOCHGLÄNZENDES ALUMINIUM |



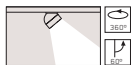
WAN DOWNLIGHT

DESIGN
JOHANNA GRAWUNDER

TECHNICAL DATA SHEET ON WEBSITE



- | | | | |
|----------|-----------|----------|----------------------------|
| I BIANCO | I NERO | I VERDE | I ALLUMINIO LUCIDO |
| GB WHITE | GB BLACK | GB GREEN | GB POLISHED ALUMINIUM |
| F BLANC | F NOIR | F VERT | F ALUMINIO POLI |
| E BLANCO | E NEGRO | E VERDE | E ALUMINIO PULIDO |
| D WEISS | D SCHWARZ | D GRÜN | D HOCHGLÄNZENDES ALUMINIUM |



WAN SPOT

DESIGN
JOHANNA GRAYUNDER

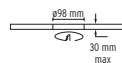
TECHNICAL DATA SHEET ON WEBSITE



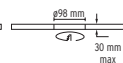
QR-CBC 51
G15.3
max 50W

LED QR-CBC 51
G15.3
7W

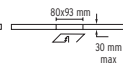
OPAL GLASS



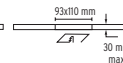

FIXED



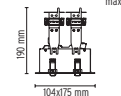
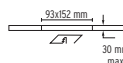
ADJUSTABLE



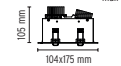
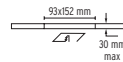
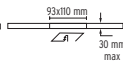
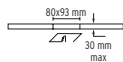

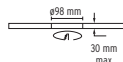

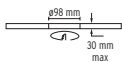
ASYMMETRIC IL



ASYMMETRIC 2L



LED ARRAY
DC 500mA
10.5W
9000m
3000K
CRI80



I BIANCO OPACO



GB MATT WHITE



I NERO OPACO

F BLANC MAT

E BLANCO MATE

D MATTWEISS

GB MERCURY

F MERCURE

E MERCURIO


D QUECKSILBER

GB MATT BLACK

F NOIR MAT

E NEGRO MATE

D MATTSCHWARZ



MICRO BATTERY

DESIGN
F. A. PORSCHE

TECHNICAL DATA SHEET ON WEBSITE



KAP

DESIGN
FLOS ARCHITECTURAL

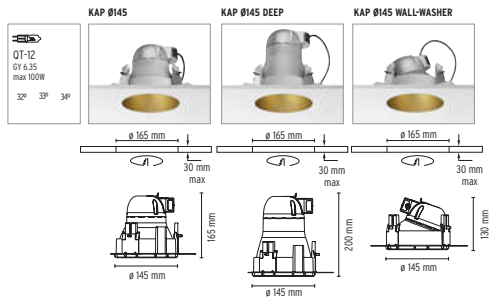
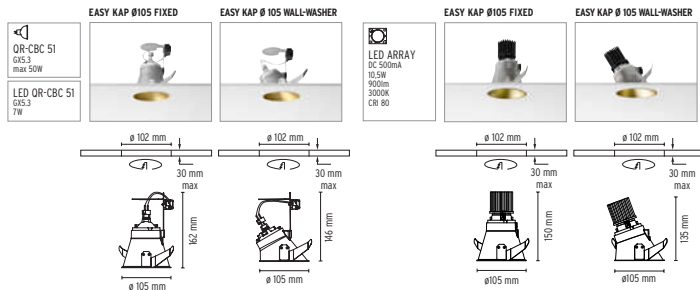
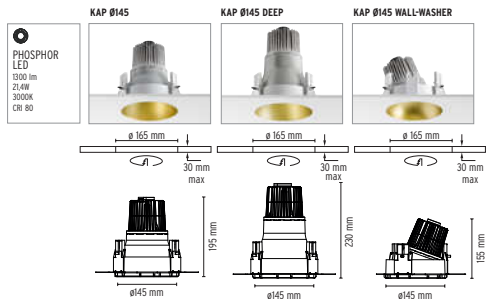
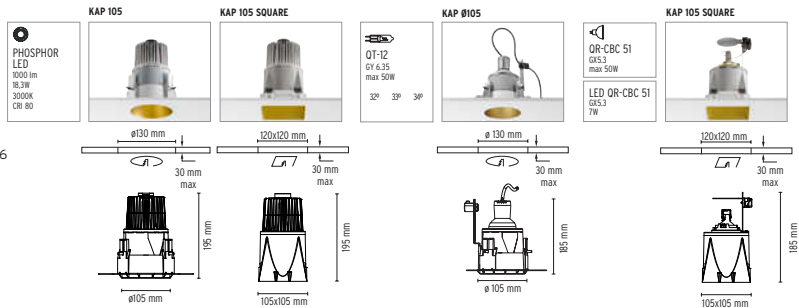
TECHNICAL DATA SHEET ON WEBSITE

EASY KAP

DESIGN
FLOS ARCHITECTURAL



TECHNICAL DATA SHEET ON WEBSITE





I BIANCO	I ORO OPACO	I BLU	I NERO
GB WHITE	GB MAT GOLD	GB BLUE	GB BLACK
F BLANC	F OR MAT	F BLEU	F NOIR
E BLANCO	E ORO MATE	E AZUL	E NEGRO
D WEISS	D MATTGOLD	D BLAU	D SCHWARZ





KAP SURFACE

DESIGN
FLOS ARCHITECTURAL

TECHNICAL DATA SHEET ON WEBSITE





I BIANCO
GB WHITE
F BLANC
E BLANCO
D WEISS



I NERO
GB BLACK
F NOIR
E NEGRO
D SCHWARZ



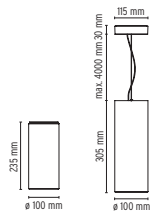
I MARRONE
GB BROWN
F BRUN
E MARRÓN
D BRAUN



I ALLUMINIO SPAZZOLATO
GB BRÜSCHED ALUMINIUM
F ALUMINIUM BRÖSSÉ
E ALUMINIUM SATINADOGE
D GEBURSTETES ALUMINIUM



POWER LED
580 lm
9W
3200K
CRI 80



I BIANCO
GB WHITE
F BLANC
E BLANCO
D WEISS



I BIANCO
GB WHITE
F BLANC
E BLANCO
D WEISS



I BIANCO
GB WHITE
F BLANC
E BLANCO
D WEISS



I BIANCO
GB WHITE
F BLANC
E BLANCO
D WEISS



I ORO SATINATO
GB MATT GOLD
F OR MAT
E ORO MATE
D MATTGOLD



I ORO SATINATO
GB MATT GOLD
F OR MAT
E ORO MATE
D MATTGOLD



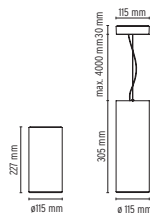
I ORO SATINATO
GB MATT GOLD
F OR MAT
E ORO MATE
D MATTGOLD



I ORO SATINATO
GB MATT GOLD
F OR MAT
E ORO MATE
D MATTGOLD



01-14
63
max 48W ES
30° 31° 38°



I BLU
GB BLUE
F BLEU
E AZUL
D BLAU



I BLU
GB BLUE
F BLEU
E AZUL
D BLAU



I BLU
GB BLUE
F BLEU
E AZUL
D BLAU



I BLU
GB BLUE
F BLEU
E AZUL
D BLAU



I NERO
GB BLACK
F NOIR
E NEGRO
D SCHWARZ



I NERO
GB BLACK
F NOIR
E NEGRO
D SCHWARZ



I NERO
GB BLACK
F NOIR
E NEGRO
D SCHWARZ




I NERO
GB BLACK
F NOIR
E NEGRO
D SCHWARZ



CEILING




SUSPENSION

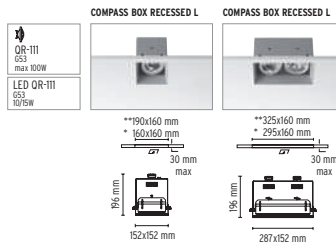
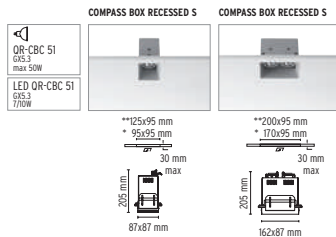



**COMPASS BOX
RECESSED**

DESIGN
FLOS ARCHITECTURAL

TECHNICAL DATA SHEET ON WEBSITE






- | | |
|---------------|----------------|
| I NERO OPACO | I BIANCO OPACO |
| GB MATT BLACK | GB MATT WHITE |
| F NOIR MAT | F BLANC MAT |
| E NEGRO MATE | E BLANCO MATE |
| D MATTSCHWARZ | D MATTWEISS |



* Accessible ceiling: modular-open ** inaccessible ceiling






COMPASS BOX

DESIGN
FLOS ARCHITECTURAL

TECHNICAL DATA SHEET ON WEBSITE





I NERO OPACO
GB MATT BLACK
F NOIR MAT
E NEGRO MATE
D MATTSCHWARZ

I BIANCO OPACO
GB MATT WHITE
F BLANC MAT
E BLANCO MATE
D MATTWEISS

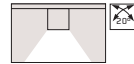
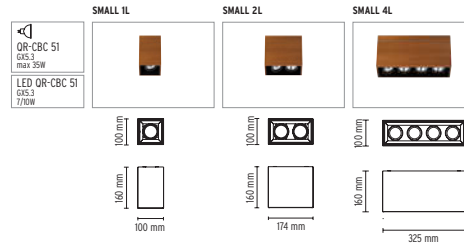
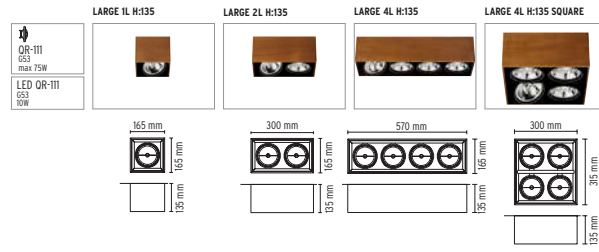
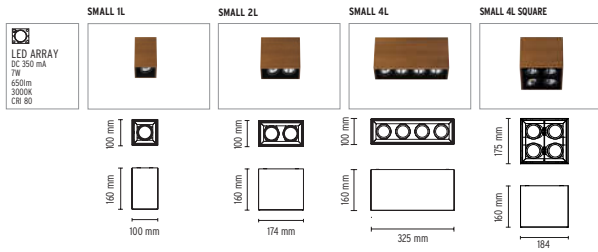
I ALLUMINIO ANODIZZATO
GB ANODIZED ALUMINIUM
F ALUMINIUM ANODISÉ
E ALUMINIO ANODIZADO
D ELOXIERTES ALUMINIUM



I TECK
GB TEACK
F TEAK
E TEGA
D TEAK-HOLZ

I WENGE
GB WENGE
F WENGE
E WENGE
D BEECH







**COMPASS BOX T5
SUSPENSION / CEILING**

DESIGN
FLOS ARCHITECTURAL

TECHNICAL DATA SHEET ON WEBSITE

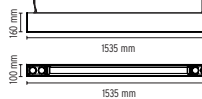
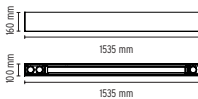
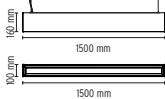
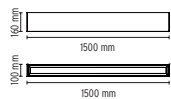
COMPASS BOX T5 CEILING

COMPASS BOX T5 SUSPENSION

COMPASS BOX T5 CEILING

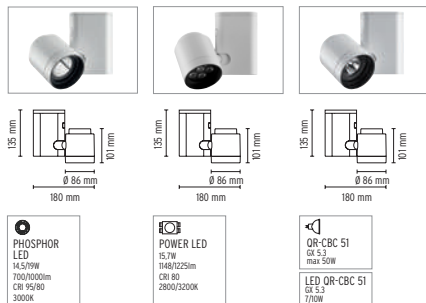
COMPASS BOX T5 SUSPENSION

336



337


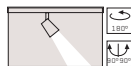




I BIANCO
GB WHITE
F BLANC
E BLANCO
D WEISS

I GRIGIO
GB GREY
F GRIS
E GRIS
D GRAU

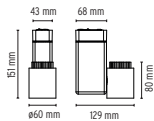
I NERO
GB BLACK
F NOIR
E NEGRO
D SCHWARZ



PURE SPOT

DESIGN
KNUD HOLSCHER

TECHNICAL DATA SHEET ON WEBSITE



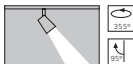
I BIANCO
GB WHITE
F BLANC
E BLANCO
D WEISS



I ALLUMINIO LUCIDO
GB POLISHED ALUMINIUM
F ALUMINIUM POLI
E ALUMINIO PULIDO
D HOCHGLÄNZENDES ALUMINIUM



I NERO
GB BLACK
F NOIR
E NEGRO
D SCHWARZ



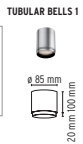
FORT KNOX LED

DESIGN
PHILIPPE STARCK

TECHNICAL DATA SHEET ON WEBSITE



0T-14
Ø9
max 40W
55° 70° 75°



0T-14
Ø9
max 60W
55° 70° 75°



0T-12
Ø16.35
max 50W
62° 74° 88°




I BIANCO
GB WHITE
F BLANC
E BLANCO
D WEISS



I NERO ANODIZZATO
GB ANODIZED BLACK
F NOIR ANODISÉ
E NEGRO ANODIZADO
D ELOXIERTES SCHWARZ



I ALLUMINIO SPAZZOLATO
GB BRÜSCHED ALUMINIUM
F ALUMINIUM BROSSE
E ALUMINIUM SATINADOGE
D GEBURSTETES ALUMINIUM



TUBULAR BELLS

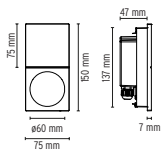
DESIGN
PIERO LISSONI

TECHNICAL DATA SHEET ON WEBSITE

344



POWER LED
2,2W
130lm
3000K
CRI 93



- | | | | | | |
|----|--------------|----|--------|----|-------------|
| I | BIANCO OPACO | I | GRIGIO | I | NERO OPACO |
| GB | MATT WHITE | GB | GREY | GB | MATT BLACK |
| F | BLANC MAT | F | GRIS | F | NOIR MAT |
| E | BLANCO MATE | E | GRIS | E | NEGRO MATE |
| D | MATTWEISS | D | GRAU | D | MATTSCHWARZ |



345

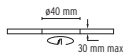


THEBLOCKOFLIGHT

DESIGN
KNUD HOLSCHER

TECHNICAL DATA SHEET ON WEBSITE

346



Ø44 mm



I BIANCO
GB WHITE
F BLANC
E BLANCO
D WEISS



I ALLUMINIO ANODIZZATO
GB ANODIZED ALUMINIUM
F ALUMINIUM ANODISÉ
E ALUMINIO ANODIZADO
D ELOXIERTES ALUMINIUM



I NERO ANODIZZATO
GB ANODIZED BLACK
F NOIR ANODISÉ
E NEGRO ANODIZADO
D ELOXIERTES SCHWARZ



I ACCIAIO INOSSIDABILE
GB STAINLESS STEEL
F ACIER INOXYDABLE
E ACERO INOXIDABLE
D INOXFARBEN



I BRONZO
GB BRONZE
F BRONZE
E BRONCE
D BRONZE



347

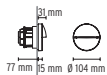
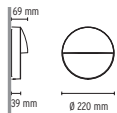


G-0

DESIGN
JORGE HERRERA

TECHNICAL DATA SHEET ON WEBSITE


348



- | | | | |
|----------------|----------|---------------|-----------------|
| I BIANCO OPACO | I GRIGIO | I NERO OPACO | I BRUNO |
| GB MATT WHITE | GB GREY | GB MATT BLACK | GB DARK BROWN |
| F BLANC MAT | F GRIS | F NOIR MAT | F BRUN FONCE |
| E BLANCO MATE | E GRIS | E NEGRO MATE | E MARRON OSCURO |
| D MATTWEISS | D GRAU | D MATTSCHWARZ | D DUNKELBRAUN |



349

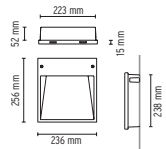


GIANO

DESIGN
RODOLFO DORDONI

TECHNICAL DATA SHEET ON WEBSITE

350



I BIANCO OPACO
GB MATT WHITE
F BLANC MAT
E BLANCO MATE
D MATTWEISS



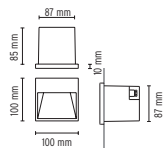

I GRIGIO
GB GREY
F GRIS
E GRIS
D GRAU




I NERO OPACO
GB MATT BLACK
F NOIR MAT
E NEGRO MATE
D MATTSCHWARZ



I BRUNO
GB DARK BROWN
F BRUN FONCE
E MARRON OSCURO
D DUNKELBRAUN



351



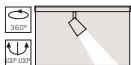
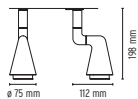
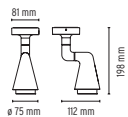
BOX MINI BOX

DESIGN
PIERO LISSONI

TECHNICAL DATA SHEET ON WEBSITE



- | | | | |
|----|--------|----|--------------------------|
| I | BIANCO | I | ALLUMINIO LUCIDO |
| GB | WHITE | GB | POLISHED ALUMINIUM |
| F | BLANC | F | ALUMINIUM POLI |
| E | BLANCO | E | ALUMINIO PULIDO |
| D | WEISS | D | HOCHGLÄNZENDEM ALUMINIUM |



BELVEDERE SPOT

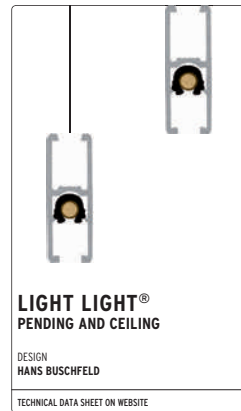
DESIGN
ANTONIO CITTERIO AND **TOAN NGUYEN**

TECHNICAL DATA SHEET ON WEBSITE



LIGHT LIGHT®

by HANS BUSCHFELD



TUBE POINT DISC 70 DISC 111 PINPIN MINTUBE B15 HALB

I BIANCO
GB WHITE
F BLANC
E BLANCO
D WEISS



356


I NERO ANODIZZATO
GB ANODIZED BLACK
F NOIR ANODISÉ
E NEGRO ANODIZADO
D ELOXIERTES SCHWARZ



I ALLUMINIO ANODIZZATO
GB ANODIZED ALUMINIUM
F ALUMINIUM ANODISÉ
E ALUMINIO ANODIZADO
D ELOXIERTES ALUMINIUM



I ALLUMINIO LUCIDO
GB POLISHED ALUMINIUM
F ALUMINIUM POLI
E ALUMINIO PULIDO
D HOCHGLÄNZENDEM ALUMINIUM



QR-CBC 51
clear
GX5.3
20/35/50W

QR-CBC 51
clear
GX5.3
20/35/50W

QR-70
B15D
20/50W

QR-111
G53
20/50/65W

QR-CBC 51
clear
GX5.3
20/35W

QR-CBC 25
clear
G24
20/35W

QR-C 38
clear
B15d
20/35W

QR-C 38
clear
B15d
20/35W

or

or

or

or

or

or

QR-CBC 51
frosted
GX5.3
20/35/50W
38° 60°

QR-CBC 51
frosted
GX5.3
20/35/50W
38° 60°

QR-CBC 51
frosted
GX5.3
20/35W
60°

QR-CBC 25
frosted
G24
20/35W
38° 42°

QR-C 38
frosted
B15d
20/35W
32° 40°

QR-C 38
frosted
B15d
20/35W
32° 40°



95 mm

I BIANCO
GB WHITE
F BLANC
E BLANCO
D WEISS

357

I NERO ANODIZZATO
GB ANODIZED BLACK
F NOIR ANODISÉ
E NEGRO ANODIZADO
D ELOXIERTES SCHWARZ

I ALLUMINIO ANODIZZATO
GB ANODIZED ALUMINIUM
F ALUMINIUM ANODISÉ
E ALUMINIO ANODIZADO
D ELOXIERTES ALUMINIUM

I ALLUMINIO LUCIDO
GB POLISHED ALUMINIUM
F ALUMINIUM POLI
E ALUMINIO PULIDO
D HOCHGLÄNZENDEM ALUMINIUM



LIGHT LIGHT® WALL

DESIGN
HANS BUSCHFELD

TECHNICAL DATA SHEET ON WEBSITE

DISC 70



MINITUBE



TUBE



HALB



BI5



POINT



MINITUBE



TUBE



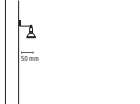
HALB




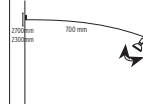
BI5



SHOP-W



SHOP



LIGHT LIGHT® WALL

DESIGN
HANS BUSCHFELD

TECHNICAL DATA SHEET ON WEBSITE



LIGHT LIGHT® WALL

DESIGN
HANS BUSCHFELD

TECHNICAL DATA SHEET ON WEBSITE

MINITUBE



TUBE



POINT



HALB



B15



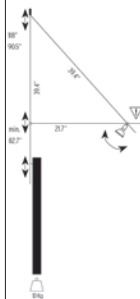
HALB



B15



ANGLE



POSTER



LIGHT LIGHT® WALL

DESIGN
HANS BUSCHFELD

TECHNICAL DATA SHEET ON WEBSITE

362



**LIGHT LIGHT®
WALL**

DESIGN
HANS BUSCHFELD

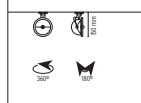
TECHNICAL DATA SHEET ON WEBSITE




MAX-W



MAX



363



**LIGHT LIGHT®
PEND/CEILING**

DESIGN
HANS BUSCHFELD

TECHNICAL DATA SHEET ON WEBSITE

364



**LIGHT LIGHT®
PENDING AND CEILING**

DESIGN
HANS BUSCHFELD

TECHNICAL DATA SHEET ON WEBSITE

DISC 70



POINT



HALB



B15



MINITUBE



TUBE



MR16



DISC 70



B15



MINITUBE



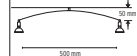
TUBE



FLEX



BALANCE 50



365

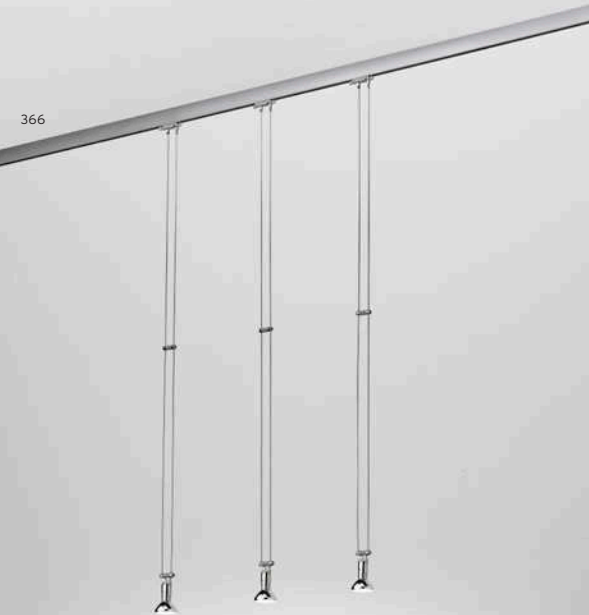


**LIGHT LIGHT®
PENDING**

DESIGN
HANS BUSCHFELD

TECHNICAL DATA SHEET ON WEBSITE

366



**LIGHT LIGHT®
PEND/CEILING**

DESIGN
HANS BUSCHFELD

TECHNICAL DATA SHEET ON WEBSITE

DISC 70



BT5



MINITUBE




TUBE



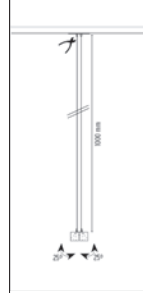
PIN PIN



SHOP V-100



PIN PIN



367




**LIGHT LIGHT®
PENDING AND CEILING**

DESIGN
HANS BUSCHFELD

TECHNICAL DATA SHEET ON WEBSITE

368



LIGHT LIGHT® MONO WALL

DESIGN
HANS BUSCHFELD

TECHNICAL DATA SHEET ON WEBSITE

DISC 70



POINT



HALB



BI5



MINITUBE



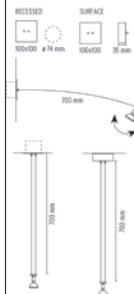
TUBE



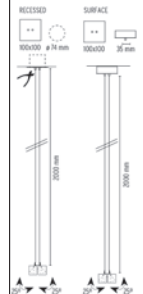
PIN PIN




SHOP MONO RECESSED/SURFACE



PIN PIN MONO RECESSED/SURFACE



369



LIGHT LIGHT® MONO CEILING

DESIGN
HANS BUSCHFELD

TECHNICAL DATA SHEET ON WEBSITE

PHOTOGRAPHY:

JEAN-BAPTISTE MONDINO
SANTI CALECA
TOMMASO SARTORI
RAMAK FAZEL
GERMANO BORRELLI
DARIO PIACENTINI

STYLISTS:

GABRIELLA ZECCA
RAVAIOLI - SILENZI

PHOTO PRODUCT:

PIERO FASANOTTO

PRINT:

RUMOR, VICENZA, ITALY



EDIZIONE NOVEMBRE 2012 / EDITION NOVEMBER 2012 / EDITION NOVEMBRE 2012 / EDICION NOVIEMBRE 2012 / AUFLAGE: NOVEMBER 2012

COD. 998700093

FLOS SI RISERVA IL DIRITTO DI APPORTARE AI PROPRI MODELLI, SENZA ALCUN PREAVVISO, QUALSIASI MODIFICA RITENESSE OPPORTUNA.

FLOS RESERVES THE RIGHT TO INTRODUCE ANY CHANGES TO ITS OWN MODELS, WITHOUT PRIOR NOTICE.

A TOUT MOMENT ET SANS PRÉAVIS, FLOS SE RÉSERVE LE DROIT D'APPORTER À SES PRODUITS TOUTE MODIFICATION QU'ELLE JUGERAIT OPPORTUNE.

FLOS SE RESERVA EL DERECHO DE REALIZAR CUALQUIER MODIFICACIÓN EN SUS MODELOS, SIN PREVIO AVISO.

FLOS BEHALT SICH DAS RECHT VOR ÄNDERUNGEN VORZUNEHMEN, OHNE SOFORTIGE BENACHRICHTIGUNG.

FLOS

www.flos.com